



## Table of Contents

<b>Logging Into ePartConnection .....</b>	<b>2</b>
Selecting A Recent Vehicle.....	3
Selecting The Vehicle's Year .....	3
Selecting The Vehicle's Make .....	4
Selecting The Vehicle's Model.....	4
Selecting The Vehicle's Engine.....	5
Searching By A Parts Description.....	5
Selecting A Parts Category .....	6
Selecting A Part Group .....	6
Selecting Special Conditions .....	7
The Parts Information Screen .....	7
Selecting Parts To Order.....	8
Change Order Screen .....	8
Reviewing & Place Order Screen .....	9
Performing A Stock Check .....	10
Looking Up An Interchange .....	11



## Logging Into ePartConnection

To access the ePartConnection website, enter the following URL within the internet browser:

<https://epartconnection.com/>.


The following login screen will now be displayed as shown:

The login screen for ePART connection.com. It features the ePART connection.com logo at the top. Below the logo are three input fields: "Store Id:", "Customer Number:", and "Password:". Each field has a light gray border and a small "x" icon on the right. Below the "Password:" field is a blue "Login" button. Underneath the button is the text "Contact your supplier for login credentials". Below that is a blue "Demo" button. Further down is a link for "eOffice Installer Login". At the bottom, there is a section for mobile apps with the text "Try our FREE mobile app Available Now!" and two buttons: "Download on the App Store" and "GET IT ON Google Play". At the very bottom are links for "Privacy" and "Terms and Conditions".

- Click within the *Store Id:* field and enter the store ID provided by your supplier.
- Click within the *Customer Number:* field and enter the customer number provided by your supplier.
- Click within the *Password:* field and enter the password provided by your supplier.
- Click on the blue [Login](#) button to login into the suppliers' ePartConnection website.




The *Vehicle Lookup* tab screen will now be displayed as shown:



**Gage Block Specialties Inc. - Production**  
17577 Industry Way  
Buena Park, CA 90621  
714.522.3551  
714.522.3565

\*\*\*\*\*ONLINE ORDERS ARE FOR IN STORE PICK UP ONLY\*\*\*\*\*

This area of the screen can also be used for store advertisements, pictures of the business, staff, banner ads, etc.,.



Welcome!  
JOHN ACRYLIC

View Invoices & Statements

Training

Hot Links

Vehicle Lookup

Favorites

Non Catalog & Accessories

Stock Check

Stock Order

eReturns

Pending Orders

Purchase History

Send Email & Help

eDelivery Tracking

Search Mfg By Line

Logoff

Enter VIN

Lookup Vin

Enter Plate

California

Lookup Plate

Cars/Trucks

New Vehicle

Hide Cost

Cart 0

Hot Links

Intro To ePart

Oil

Mitchell Integration

VIN Code Info

Free Diagnostic Codes

Mac Demo Links Page

Omega-Santech Catalog 2020

Select Year

2019	2009	1999	1989	1979	1969
2018	2008	1998	1988	1978	1968
2017	2007	1997	1987	1977	1967
2026	2016	2006	1996	1986	1976
2025	2015	2005	1995	1985	1975
2024	2014	2004	1994	1984	1974
2023	2013	2003	1993	1983	1973
2022	2012	2002	1992	1982	1972
2021	2011	2001	1991	1981	1971

Recent Vehicles - Click Here to Refresh List

2009; INTERNATIONAL TRUCK; CF500; V6-275 4.5L Dsl

1969; CHEVROLET; CAMARO; V8-427 7.0L

2015; HONDA; ACCORD; 4-2354 2.4L DOHC

2022; CHEVROLET TRUCK; SILVERADO 2500HD PU; V8-400 6.6L

1990; FORD; MUSTANG; V8-302 5.0L

2021; FREIGHTLINER; SPRINTER 2500; 4-2143 2.1L Dsl

2023; AUTOCAR LLC; XSPOTTER ON ROAD; 6-408 6.7L Dsl

1968; CHEVROLET TRUCK; C+K 10,20,30 P/U; V8-327 5.3L

2005; GMC TRUCK; SIERRA 1500 PICKUP; V8-325 5.3L

2016; BMW; 428 Series; 4-1997 2.0L DOHC

## Selecting A Recent Vehicle

Users have the ability select a recently selected vehicle as follows:

- Click on the blue *Recent Vehicles – Click Her to Refresh List* heading link to refresh the list of previous vehicles listed.
- Click on any of the blue listed vehicle links under the *Recent Vehicles – Click Her to Refresh List* heading to select that particular year, make and model of a previously selected car.

## Selecting The Vehicle's Year

- Click on any of the blue listed years under the *Select Year* heading.

## Selecting The Vehicle's Make

After selecting the vehicle's year, the screen will display the available vehicle makes for the selected year as shown:

2020;

Enter VIN

Lookup Vin

Enter Plate

California

Lookup Plate

Cars/Trucks

New Vehicle

Hide Cost

Cart 0

ACURA	CHEVY-MEDIUM DUTY	HONDA TRUCK	LINCOLN	PORSCHE
ACURA TRUCK	CHRYSLER	HYUNDAI	LINCOLN TRUCK	ROLLS ROYCE
ALFA ROMEO	DODGE	HYUNDAI TRUCK	LOTUS	SPARTAN MOTORS
ASTON MARTIN	DODGE-MEDIUM DUTY	INFINITI	MACK	SUBARU
AUDI	DODGE-RAM TRUCK	INFINITI TRUCK	MASERATI	SUBARU TRUCK
AUTOCAR LLC	FERRARI	INTERNATIONAL TRUCK	MAZDA	TESLA
BENTLEY	FIAT	ISUZU-MEDIUM DUTY	MAZDA TRUCK	TOYOTA
BLUE BIRD	FORD	JAGUAR	MERCEDES BENZ	TOYOTA TRUCK
BMW	FORD TRUCK	JEEP TRUCK	MERCEDES BENZ TRUCK	VOLKSWAGEN
BMW TRUCK	FORD-MEDIUM DUTY	KARMA	MINI	VOLVO
BUGATTI	FREIGHTLINER	KENWORTH	MITSU FUSO	VOLVO-HEAVY DUTY
BUICK	GENESIS	KIA	MITSUBISHI	WESTERN STAR
BUICK TRUCK	GILLIG	KIA TRUCK	MITSUBISHI TRUCK	
CADILLAC	GMC TRUCK	LAMBORGHINI	NISSAN-DATSUN	
CADILLAC TRUCK	GMC-MEDIUM DUTY	LAND ROVER	NISSAN-DATSUN TRUCK	
CHEVROLET	HINO	LEXUS	PETERBILT	
CHEVROLET TRUCK	HONDA	LEXUS TRUCK	POLESTAR	

New Order

Change Order

Pending Orders

Save / New Order

- Click on any of the blue listed car makes.

## Selecting The Vehicle's Model

After selecting the vehicle's make, the screen will display the available vehicle models for the selected year and make as shown:

2020; TOYOTA;

Enter VIN

Lookup Vin

Enter Plate

California

Lookup Plate

Cars/Trucks

New Vehicle

Hide Cost

Cart 0

86

COROLLA

CAMRY

CAMRY HYBRID

SUPRA

AVALON

AVALON HYBRID

PRIUS

PRIUS PRIME

YARIS

MIRAI

COROLLA HYBRID

New Order

Change Order

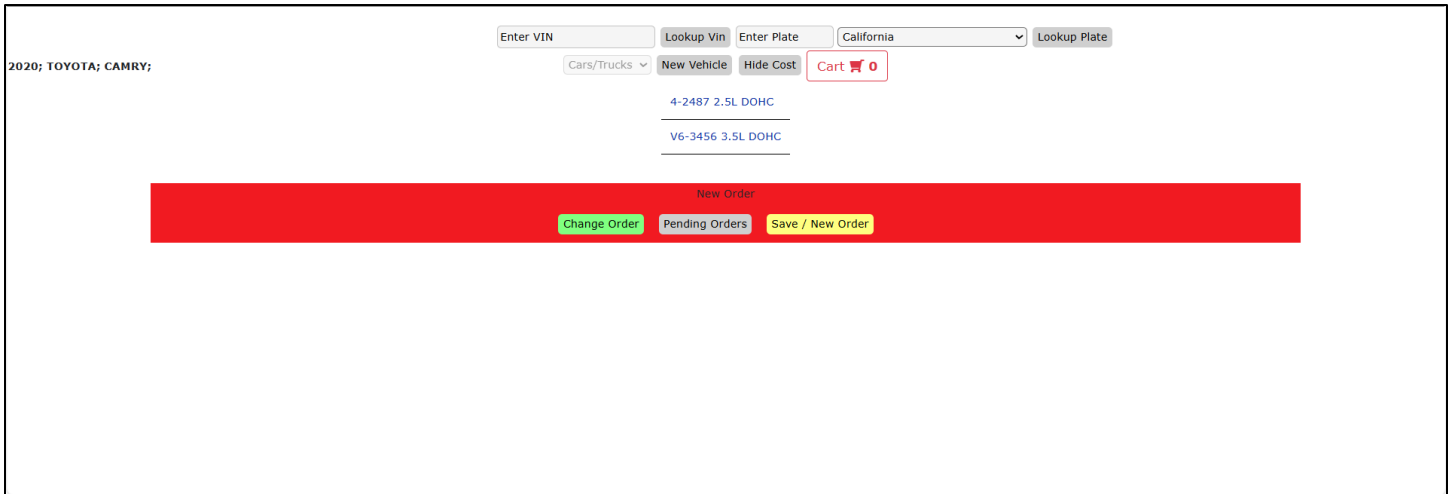
Pending Orders

Save / New Order

- Click on any of the blue listed car models.

## Selecting The Vehicle's Engine

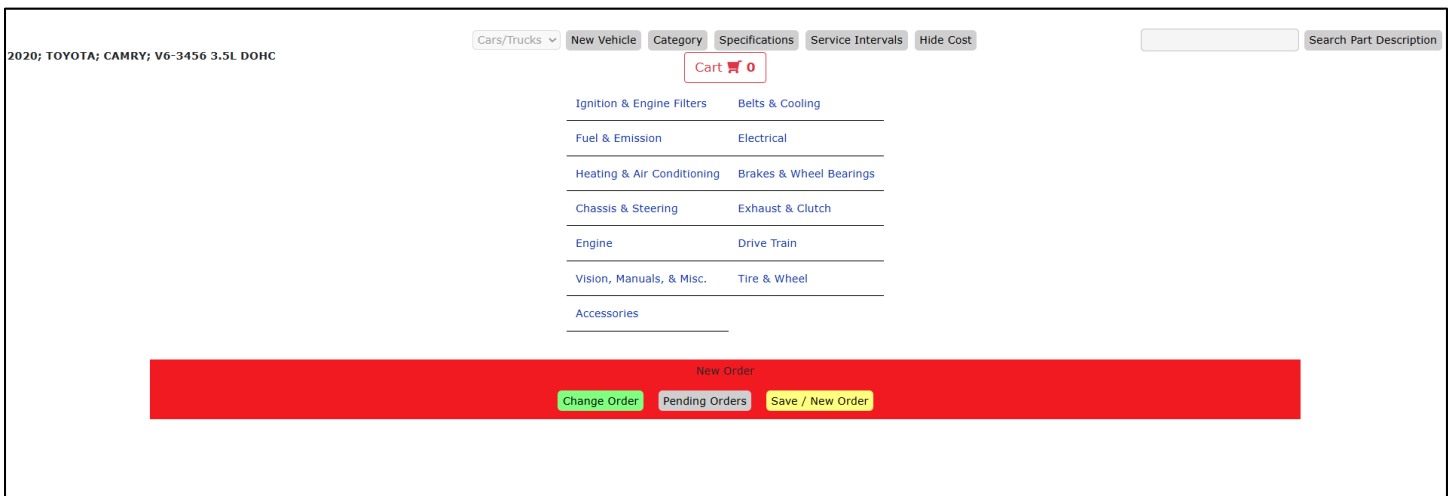
After selecting the vehicle's model, the screen will display the available engine sizes for the selected year, make and model as shown:



The screenshot shows a web interface for selecting a vehicle. At the top, there are input fields for 'Enter VIN', 'Lookup Vin', 'Enter Plate', and a dropdown for 'California'. Below these are buttons for 'Cars/Trucks', 'New Vehicle', 'Hide Cost', and a 'Cart' icon with '0' items. The main area displays the selected vehicle: '2020; TOYOTA; CAMRY;'. Below this, two engine options are listed: '4-2487 2.5L DOHC' and 'V6-3456 3.5L DOHC'. At the bottom, there is a red bar with buttons for 'Change Order', 'Pending Orders', and 'Save / New Order'.

- Click on any of the blue listed engine sizes.

After selecting the vehicle's engine size, the screen will display the available parts categories as shown:

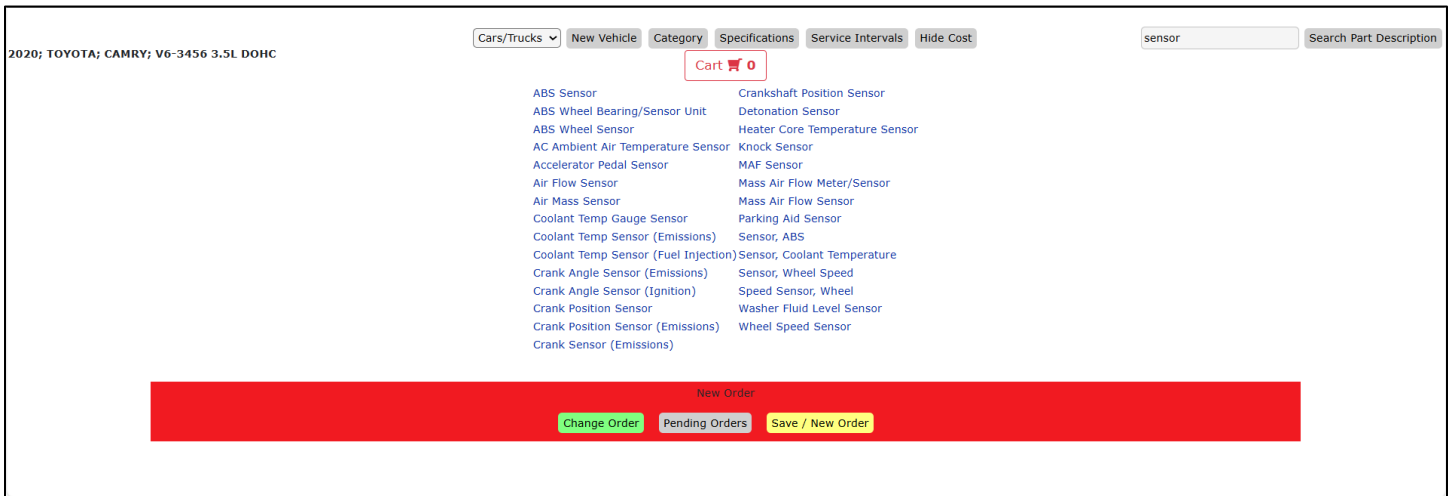


The screenshot shows the same web interface as before, but now with the engine size 'V6-3456 3.5L DOHC' selected. The main area displays a list of parts categories: 'Ignition & Engine Filters', 'Belts & Cooling', 'Fuel & Emission', 'Electrical', 'Heating & Air Conditioning', 'Brakes & Wheel Bearings', 'Chassis & Steering', 'Exhaust & Clutch', 'Engine', 'Drive Train', 'Vision, Manuals, & Misc.', 'Tire & Wheel', and 'Accessories'. At the bottom, there is a red bar with buttons for 'Change Order', 'Pending Orders', and 'Save / New Order'.

## Searching By A Parts Description

- From the Select Parts Category screen, click within the *Search Part Description* field and enter in a part description to search for (i.e. **Sensor**) and then click on the [Search Part Description](#) button.

The screen will display a list of available parts categories for the part description entered as shown:



2020; TOYOTA; CAMRY; V6-3456 3.5L DOHC

Cars/Trucks New Vehicle Category Specifications Service Intervals Hide Cost

sensor Search Part Description

Cart 0

ABS Sensor	Crankshaft Position Sensor
ABS Wheel Bearing/Sensor Unit	Detonation Sensor
ABS Wheel Sensor	Heater Core Temperature Sensor
AC Ambient Air Temperature Sensor	Knock Sensor
Accelerator Pedal Sensor	MAF Sensor
Air Flow Sensor	Mass Air Flow Meter/Sensor
Air Mass Sensor	Mass Air Flow Sensor
Coolant Temp Gauge Sensor	Parking Aid Sensor
Coolant Temp Sensor (Emissions)	Sensor, ABS
Coolant Temp Sensor (Fuel Injection)	Sensor, Coolant Temperature
Crank Angle Sensor (Emissions)	Sensor, Wheel Speed
Crank Angle Sensor (Ignition)	Speed Sensor, Wheel
Crank Position Sensor	Washer Fluid Level Sensor
Crank Position Sensor (Emissions)	Wheel Speed Sensor
Crank Sensor (Emissions)	

New Order

Change Order Pending Orders Save / New Order

- Click on any of the blue listed parts categories links to lookup parts within.

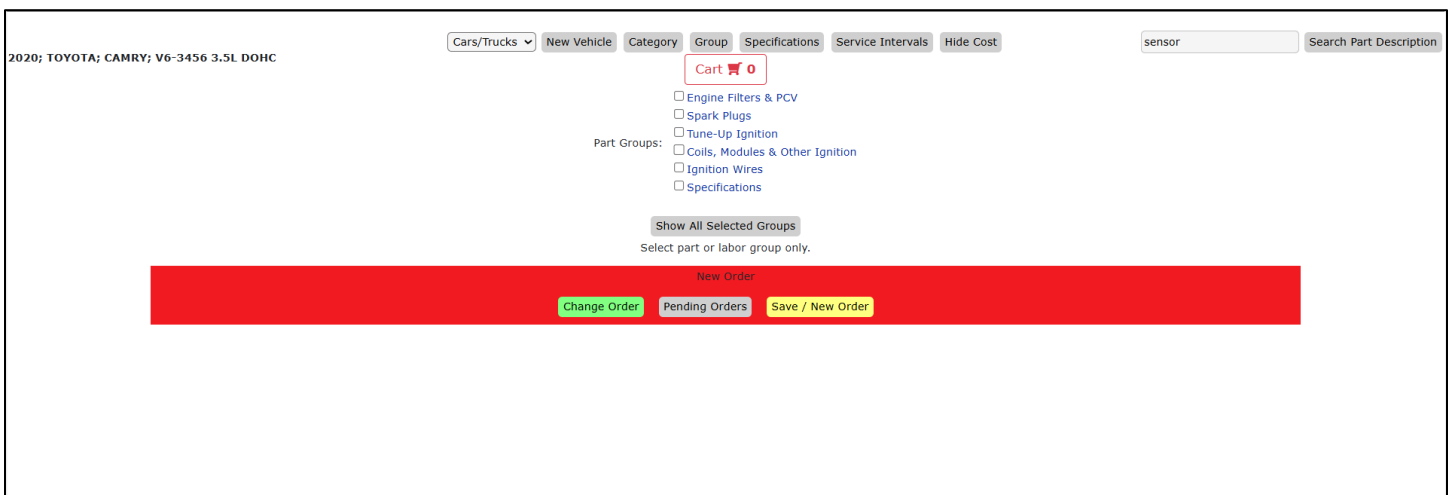
The parts information will now be displayed for the selected part group.

## Selecting A Parts Category

- From the Select Parts Category screen, click on any of the blue listed parts categories to lookup parts within.

## Selecting A Part Group

After selecting the part category, the screen will display the available part groups for the selected category as shown:



2020; TOYOTA; CAMRY; V6-3456 3.5L DOHC

Cars/Trucks New Vehicle Category Group Specifications Service Intervals Hide Cost

sensor Search Part Description

Cart 0

☐ Engine Filters & PCV  
☐ Spark Plugs  
☐ Tune-Up Ignition

Part Groups:

☐ Coils, Modules & Other Ignition  
☐ Ignition Wires  
☐ Specifications

Show All Selected Groups

Select part or labor group only.

New Order

Change Order Pending Orders Save / New Order

- Click on any of the listed parts groups to lookup parts within. If selection boxes are displayed to the left of the part groups listed, more than one parts group can be selected and then click on the [Show All Selected Groups](#) button.

## Selecting Special Conditions

Some lookups will prompt for additional special conditions that apply to the vehicle being looked up, such as *Air Conditioned?*, *w/Power Steering?*, *4 Wheel Drive?* or *w/Auto Trans?* Displayed below are some special conditions for the Front Brake Pads & Shoes part group:

2005; GMC TRUCK; SIERRA 1500 PICKUP; V8-325 5.3L

Cars/Trucks New Vehicle Category Group Specifications Service Intervals Hide Cost

Cart 0

**Special Conditions:**

The Parts on the next page depend upon these Special Conditions.  
Proper selections here will make finding parts easier.

☒ Don't Know  
☐ w/FT Disc/Rr Drum  
☐ None of the Above

☐ Don't Know  
☐ 4 Wheel/All Wheel Drive  
☒ Not 4 Wheel/All Wheel Drive

Submit

New Order

Change Order Pending Orders Save / New Order

- Click to the left of any of the listed special conditions and then click on the [Submit](#) button to lookup parts.

## The Parts Information Screen

Once all the part lookup information has been entered, the parts information will now be displayed as shown:

2005; GMC TRUCK; SIERRA 1500 PICKUP; V8-325 5.3L

Cars/Trucks

New Vehicle

Category

Group

Specifications

Service Intervals

Hide Cost

Cart 0






























Show Secondary Lines

Lost Sales Reasons: Insufficient Quantity On Hand

Record Lost Sales

Display All Parts

Add to Order

Catalog Manufacturer	Click for Image	Description	Years	Mfg	Part Number	List	Cost	Core	QOH Other Locations	View Loc	Pack Qty	QOH	Qty Order	Select	
OIL FLTR/GASKET/SEAL															
FEL-PRO		OIL FLTR/GASKET/SEAL - GASKET; CENTER TUBE; w/DUAL ROUND PORT	05	FEL	72462				0		1	0	1	<input type="checkbox"/>	
OIL DRAIN PLUG GSKT															
FEL-PRO		OIL DRAIN PLUG GSKT - DISHED WASHER; 0.410 (IN) ID X 0.820 (IN) OD; RUBBER	05	FEL	70820	2.40	1.46	0.00	31901		1	98	1	<input type="checkbox"/>	
MAHLE ORIGINAL		OIL DRAIN PLUG GSKT - w/.42" I.D., w/METRIC THREAD; MOLDED RUBBER	03-08	VIC	B45828	2.29	1.58	0.00	0		1	0	1	<input type="checkbox"/>	
OIL FILTER															
FRAM		OIL FILTER - DRIVE; SHORT VERSION; SPIN - ON OIL FILTER	05	FRA	FD3506				0		1	0	1	<input type="checkbox"/>	
FRAM		OIL FILTER - DRIVE; SPIN - ON OIL FILTER; LONGER VERSION	05	FRA	FD3675				0		1	0	1	<input type="checkbox"/>	
FRAM		OIL FILTER - SHORT VERSION; SPIN - ON OIL FILTER; FORCE	05	FRA	FF3506				0		1	0	1	<input type="checkbox"/>	
FRAM		OIL FILTER - SPIN - ON OIL FILTER; FORCE; LONGER VERSION	05	FRA	FF3675				0		1	0	1	<input type="checkbox"/>	
FRAM		OIL FILTER - SHORT VERSION; SPIN - ON OIL FILTER; TITANIUM	05	FRA	FS3506				0		1	0	1	<input type="checkbox"/>	
FRAM		OIL FILTER - SPIN - ON OIL FILTER; TITANIUM; LONGER VERSION	05	FRA	FS3675				0		1	0	1	<input type="checkbox"/>	
FRAM		OIL FILTER - HIGH PERF SPIN - ON FILTER; HIGH PERF	04-06	FRA	HP20				0		1	0	1	<input type="checkbox"/>	
FRAM		OIL FILTER - EXTRA GUARD; SHORT VERSION; SPIN - ON OIL FILTER	05	FRA	PH3506	13.50	12.00	0.00	32044		1	95	1	<input type="checkbox"/>	
		Also:			WIX	51042	12.98	7.84	0.00	0		1	5	1	<input type="checkbox"/>
FRAM		OIL FILTER - EXTRA GUARD; SPIN - ON OIL FILTER; LONGER VERSION	05	FRA	PH3675	11.95	10.62	0.00	11		1	99	1	<input type="checkbox"/>	
AZ/ROTELLA		OIL FILTER - AVAILABILITY LIMITED TO EXISTING INVENTORY; SYNTHETIC OIL APP; PREM FILTER RECOMMENDED	05	CON	M1-107				0		1	0	1	<input type="checkbox"/>	
AZ/ROTELLA		OIL FILTER - SYNTHETIC OIL APP; PREM FILTER RECOMMENDED	05	CON	M1-107A				0		1	0	1	<input type="checkbox"/>	
WIX		OIL FILTER - CAN EQPD; US EQPD; ALSO AVAILABLE IN MASTER PK VERSION; ORIG EQUIPMENT PART NUMBER 19210283;	05	WIX	51042	12.98	7.84	0.00	0		1	5	1	<input type="checkbox"/>	

The screen will display a list of parts that can be ordered. The screen displays headings for catalog manufacturer, description, years covered, manufacturer code, part number, pricing (list, cost, core), quantity on hand other locations, pack quantity, quantity on hand, quantity to order and select part check boxes.



## Selecting Parts To Order

- With the screen displaying a list of parts that can be ordered, click on the check box listed to the right of any of the listed part numbers under the *Select* column heading to order. Perform this for all the parts that need to be ordered and then click on the green **Add to Order** button.

When all the parts have been selected and added to the current order, the screen will then display a list of all the selected parts on the order as shown:

2005; GMC TRUCK; SIERRA 1500 PICKUP; V8-325 5.3L

Cars/Trucks New Vehicle Category Group Specifications Service Intervals Hide Cost

Cart 2

Vehicle: 2005; GMC TRUCK; SIERRA 1500 PICKUP; V8-325 5.3L

Mfg	Part Number	Description	List	Cost	Core	QOH Other Locations	Pack Qty	QOH	Qty Order	Order Notes	
FRA	PH3506	OIL FILTER EXTRA GUARD; SHORT VERSION; SPIN-ON OIL FILTER	13.50	12.00	0.00	32044	Whse/Loc	1	95	1	In Stock
GAT	K040378	SERPENTINE BELT PREM OE MICRO-V BELT; A/C; TENSIONER REPL IS RECOMMENDED	48.30	31.30	0.00	31951	Whse/Loc	1	50	1	In Stock

Total Qty Ordered = 2, Total Cost = \$43.30, Total Core = \$0.00, Total List (Less Core) = \$61.80

Place Order Change Order Pending Orders Save / New Order Save Favorite

Delete this Order

## Change Order Screen

- To change the order, click on the **Change Order** button and the following screen will now be displayed as shown:

Press here to Save Changes

License#

Work Order#

Mechanic

Customer

Purchase Order#

Work Notes

Vehicle Description 2005; GMC TRUCK; SIERRA 1500 PICKUP Vehicle Lookup will fill in the Vehicle Description

Mfg	Part Number	Description	List	Cost	Core	QOH Other Locations	Pack Qty	QOH	Qty Order	Extension	Order Notes	Delete	
FRA	PH3506	OIL FILTER EXTRA GUARD; SHORT VERSION; SPIN-ON OIL FILTER	13.50	12.00	0.00	32044	Whse/Loc	1	95	1	12.00	In Stock	Delete
GAT	K040378	SERPENTINE BELT PREM OE MICRO-V BELT; A/C; TENSIONER REPL IS RECOMMENDED	48.30	31.30	0.00	31951	Whse/Loc	1	50	1	31.30	In Stock	Delete

Press here to Save Changes

Place Order Pending Orders Delete this Order

- With the cursor positioned at the *License#* prompt, the user can optionally enter in the license number in reference to the parts being ordered and then press the **<Tab>** key.
- With the cursor positioned at the *Work Order#* prompt, the user can optionally enter in the work order number in reference to the parts being ordered and then press the **<Tab>** key.
- With the cursor positioned at the *Mechanic* prompt, the user can optionally enter a mechanic's name in reference to the parts being ordered and then press the **<Tab>** key.





- With the cursor positioned at the *Customer* prompt, the user can optionally enter in the name of the customer's car in reference to the parts being ordered and then press the <Tab> key.
- With the cursor positioned at the *Purchase Order#* prompt, the user can optionally enter in the purchase order number in reference to the parts being ordered and then press the <Tab> key.
- With the cursor positioned at the *Work Notes* prompt, the user can optionally enter in miscellaneous notes information in reference to the parts being ordered and then press the <Tab> key.
- With the cursor positioned at the *Vehicle Description* prompt, the user can optionally change the vehicle description notes information in reference to the parts being ordered and then press the <Tab> key. By default the year, make, model and engine size get inserted after looking up parts within the catalog.
- The user can then click on the [Place Order](#) button.

## Reviewing & Place Order Screen

The following screen will now be displayed as shown:

Vehicle: 2005; GMC TRUCK; SIERRA 1500 PICKUP; V8-325 5.3L

Mfg	Part Number	Description	Pack Qty	QOH Other Locations	QOH	Qty Order	List	Cost	Core	Extension	Order Notes
FRA	PH3506	OIL FILTER EXTRA GUARD; SHORT VERSION; SPIN-ON OIL FILTER	1	32139	94	1	13.50	12.00	0.00	12.00	In Stock
GAT	K040378	SERPENTINE BELT PREM OE MICRO-V BELT; A/C; TENSIONER REPL IS RECOMMENDED	1	32001	50	1	48.30	31.30	0.00	31.30	In Stock

Purchase Order Number:

Delivery Options: 

Prod Normal Delivery

Fill Policy Request: 

Prod Backorder Unfillable Items

Order Comments:

Change Order

Hide Cost

List Total (without Core) **\$61.80**

Products Total **\$43.30**

Cores Total **\$0.00**

Order Total (without tax) **\$43.30**

Additional discounts may apply

Place Order (Press only once)

- The user can click within the *Purchase Order Number*: field to optionally enter in the purchase order number in reference to the parts being ordered.
- The user can click on the ▼ button to the right of the *Delivery Options*: prompt and select one of the available delivery options.
- The user can click on the ▼ button to the right of the *Fill Policy Request*: prompt and select one of the available fill policy options.
- The user can click within the *Order Comments*: field to optionally enter in specific order comments that will be printed on the order.
- When the order is ready to be placed, click on the [Place Order \(Press only once\)](#) button and the order will automatically be printed on the suppliers pick ticket printer.

If the order was successfully transmitted to your supplier, the following “green” screen will be displayed as shown:



Order from location: CURRENT

SUCCESS! Your Invoice has been processed.

Reference: WED OCT 26 11:25:43 2022

Send message

## Performing A Stock Check

At any time, a stock check can be performed for a specific part number.

- To perform a stock check, click on the *Stock Check* tab heading on the tool bar and the following screen will now be displayed as shown:



Enter the Part Number only  
or  
Manufacturer / Part Number

Example: PH8A or FRA/PH8A  
Some Stores Require the Manufacturer.

Cart 0

Check Stock

ePart Interchange

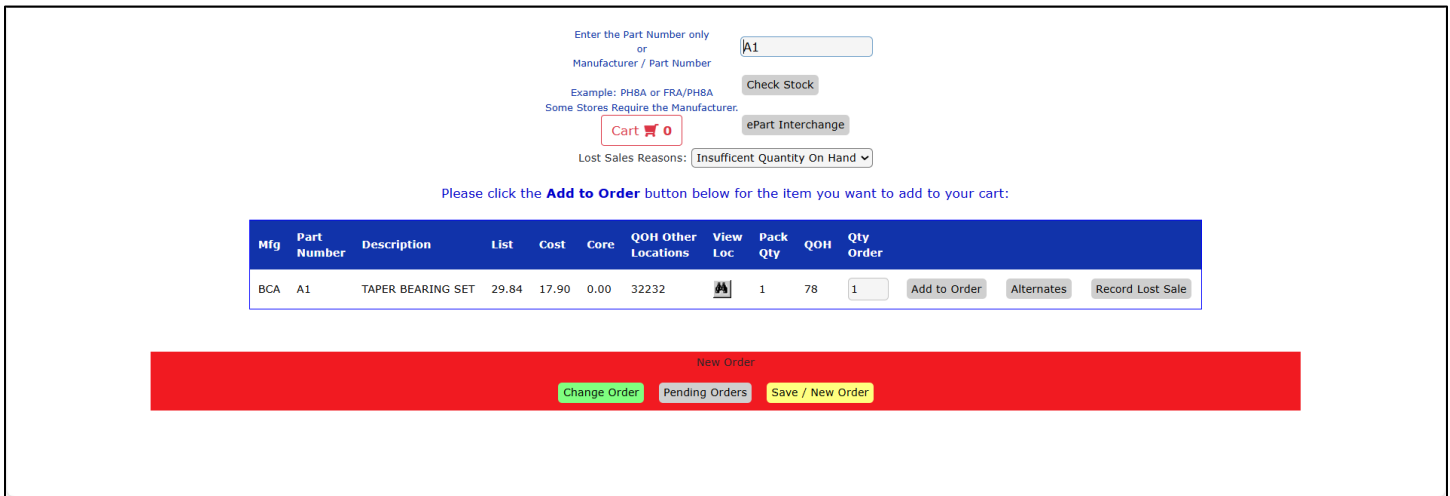
New Order

Change Order Pending Orders Save / New Order

- Click within the *Enter the Part Number only or Manufacturer / Part Number* prompt and enter the part number to check stock on and then click on the [Check Stock](#) button.

The user has the option to enter the part number only or the manufacturer and part number separated by a slash character (i.e. **PH8A** or **FRA/PH8A**).

The screen will now display any matching part numbers found as shown:



Enter the Part Number only  
or  
Manufacturer / Part Number

Example: PH8A or FRA/PH8A  
Some Stores Require the Manufacturer.

Cart 0

Check Stock

ePart Interchange

Lost Sales Reasons: Insufficient Quantity On Hand

Please click the **Add to Order** button below for the item you want to add to your cart:

Mfg	Part Number	Description	List	Cost	Core	QOH Other Locations	View Loc	Pack Qty	QOH	Qty Order	
BCA	A1	TAPER BEARING SET	29.84	17.90	0.00	32232		1	78	1	<a href="#">Add to Order</a> <a href="#">Alternates</a> <a href="#">Record Lost Sale</a>

New Order

[Change Order](#)
[Pending Orders](#)
[Save / New Order](#)

If the entered part number was found, the screen will display the manufacturer code, part number, description, pricing (list, price, core), quantity on hand in other locations (optional), pack quantity, quantity on hand, and quantity to order information.

- To add the part number to the current order, click on the [Add to Order](#) button positioned to the right of the listed part number.

## Looking Up An Interchange

At any time, an interchange look up can be performed for a specific part number.

- To perform an interchange, click on the *Stock Check* tab heading on the tool bar and the following screen will now be displayed as shown:



Enter the Part Number only  
or  
Manufacturer / Part Number

Example: PH8A or FRA/PH8A  
Some Stores Require the Manufacturer.

Cart 0

Check Stock

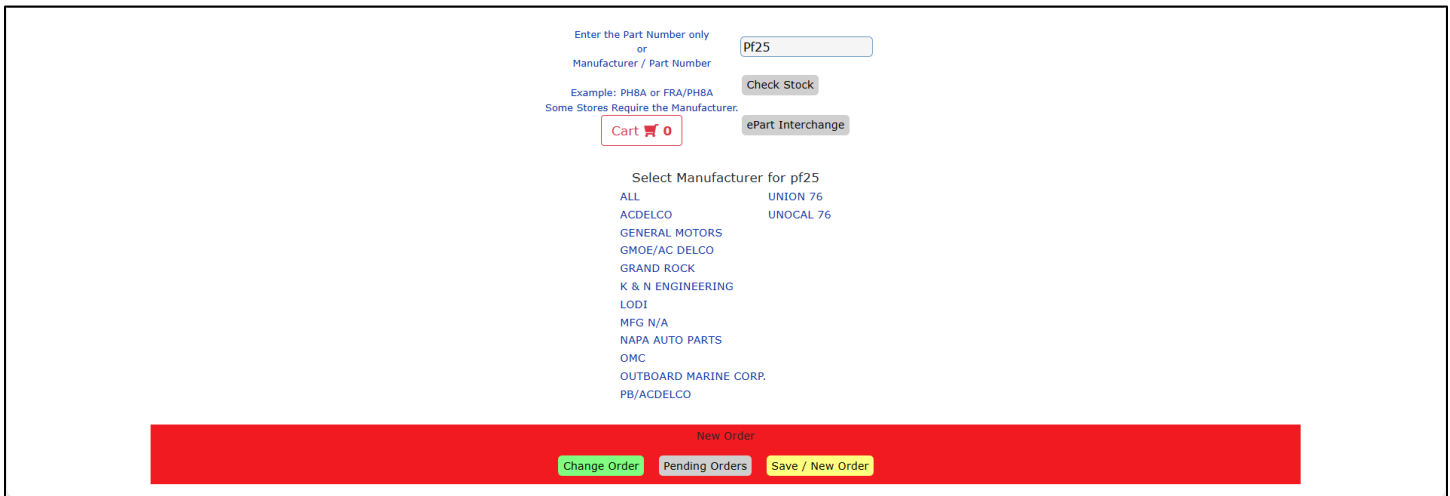
ePart Interchange

New Order

[Change Order](#)
[Pending Orders](#)
[Save / New Order](#)

- Click within the *Enter the Part Number only or Manufacturer / Part Number* prompt and enter the part number to perform an interchange for and then click on the [ePart Interchange](#) button.

The screen will now display a list of manufacturers to select for the entered part number as shown:



Enter the Part Number only  
or  
Manufacturer / Part Number

Example: PH8A or FRA/PH8A  
Some Stores Require the Manufacturer.

Cart 0

Check Stock

ePart Interchange

Select Manufacturer for pf25

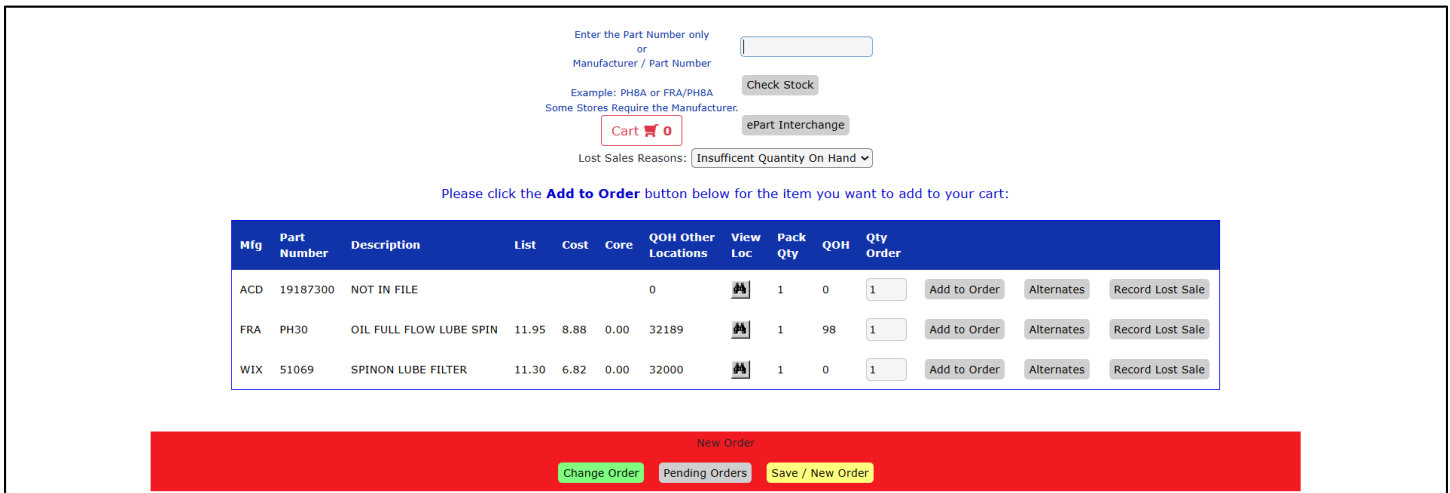
ALL UNION 76  
ACDELCO UNOCAL 76  
GENERAL MOTORS  
GMOE/AC DELCO  
GRAND ROCK  
K & N ENGINEERING  
LODI  
MFG N/A  
NAPA AUTO PARTS  
OMC  
OUTBOARD MARINE CORP.  
PB/ACDELCO

New Order

Change Order Pending Orders Save / New Order

- Click on any of the listed manufacturers to interchange to.

If there were interchanges found for the entered part number, the screen will display the manufacturer code, part number, description, pricing (list, price, core), quantity on hand in other locations (optional), pack quantity, quantity on hand, and quantity to order information as shown:



Enter the Part Number only  
or  
Manufacturer / Part Number

Example: PH8A or FRA/PH8A  
Some Stores Require the Manufacturer.

Cart 0

Check Stock

ePart Interchange

Lost Sales Reasons: Insufficient Quantity On Hand

Please click the **Add to Order** button below for the item you want to add to your cart:

Mfg	Part Number	Description	List	Cost	Core	QOH Other Locations	View Loc	Pack Qty	QOH	Qty Order			
ACD	19187300	NOT IN FILE				0		1	0	1	Add to Order	Alternates	Record Lost Sale
FRA	PH30	OIL FULL FLOW LUBE SPIN	11.95	8.88	0.00	32189		1	98	1	Add to Order	Alternates	Record Lost Sale
WIX	51069	SPINON LUBE FILTER	11.30	6.82	0.00	32000		1	0	1	Add to Order	Alternates	Record Lost Sale

New Order

Change Order Pending Orders Save / New Order

- To add the part number to the current order, click on the **Add to Order** button positioned to the right of the listed part number.